

Feed Mixer Operation

AgSafe

Safe Work Procedure

Safe Work Procedure Number:










Date Approved:

Date Revised:

DO NOT perform this procedure until you have been appropriately trained and authorized to do so by your supervisor.

Required Training: Tractor Safety Training, Operator should be able to demonstrate competent safe operation to supervisor prior to authorization of use. Tool Box talks on safe attachment of mixer to tractor, Toolbox talk ensuring operator is familiar with safe work procedure and operator's manual of mixer wagon.

Required Personal Protective Equipment and Devices

	Eye protection required
	Long or loose hair must be tied back or contained
	CSA Approved Safety Footwear Required
	Hearing protection required
	Approved Dust Mask Required
	CSA approved cut resistant work gloves
	Protective clothing required
	No jewelry, watches, rings, necklaces etc...
	No loose fitting clothing

Potential Hazards: Crushing hazards at hitching up of implement and hydraulic operating hatches, Worker Entanglement Hazards on moving parts. Bystander run over, operator run over. Projectile debris hazards from rotating parts and feed. Noise, tractor rollover, oil injection hazard high pressure hose. Confined space no worker should enter mixer wagon.

Pre-Operational Safety Checks: Employer's authorization to operate, mixer wagon. Pre use inspection of tractor and mixer wagon attached.

Procedure

Before you start

1. Inspect required personal protective equipment and replace if required.
2. Put on all required personal protective equipment.
3. Attach feeder to tractor as per operator's manual instructions.
4. Park feeder at designated loading location with appropriate wheel chocking and park brakes applied.

While you're working

1. Fill and start feeder using front end loader for silage/ hay and augers from feed bins for grain. Overhead pipe system for liquids.
2. Transport loaded feeder wagon to feed alleyways always ensuring safety of bystander with safe tractor driving.
3. Enter alleyway with tractor and begin discharging of feed material from feed mixer.
4. Never climb on feeder ladders during operation.

After you finish

1. Return feed mixer to designated parking location apply emergency brake and remove keys from tractor
2. Remove PPE and wash Hands

If an emergency situation occurs while conducting this task, or there is an equipment malfunction, shut the equipment off immediately and follow the lock out procedure.

Report any hazardous situation to your supervisor or employer immediately!

Date Written:
Procedure Developed by:
Approved by:
Date Revised:
Date Approved:

Please use the following **Safe Work Procedures** as a guideline to building your own safe work procedures.